

Features:

Two Mounting Methods:

1 Wall Mounted with Wall Bracket

2 Floor Stand With Detachable Floor Bracket



6000 cycles at 80% DOD



1C/1C continual charge and discharge



10 years standard warranty



Superior LiFePO4 safety performance



Low voltage safety connection



Max. 8 modules parallel

Compatible With Inverter Brands

VOLTA's battery BMS supports simultaneous communication and compatible with multiple inverter brands

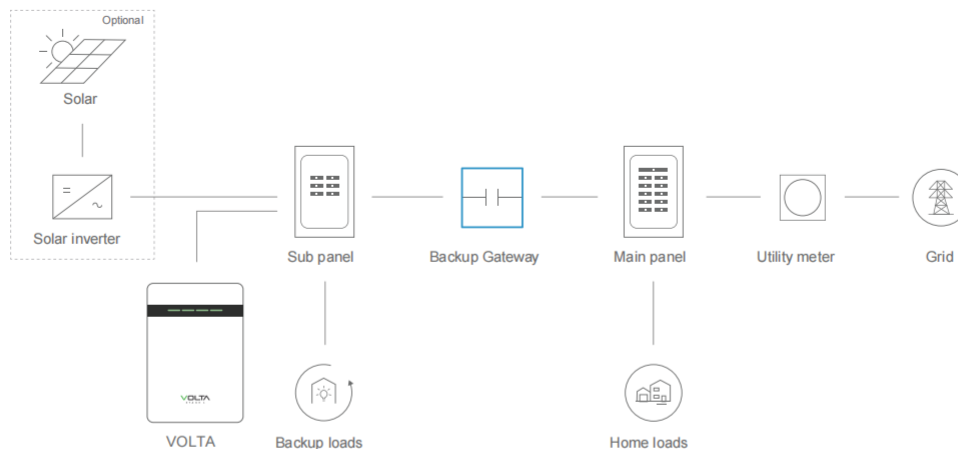


51.2V Wall Mounted LiFePO4 Battery

5KWH 7.5KWH 10KWH 14KWH



PARTIAL HOME BACKUP



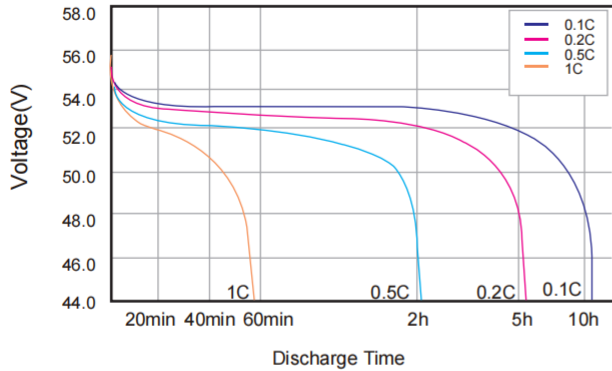
Parameters

Product Model	VOLTA STAGE 1	VOLTA STAGE 2	VOLTA STAGE 3	VOLTA STAGE 4
Nominal Energy	5.12KWH	7.68KWH	10.34KWH	14.34KWH
Nominal Voltage	51.2V	51.2V	51.2V	51.2V
Nominal Capacity	100Ah	150Ah	202Ah	280Ah
Cell Type	LFP	LFP	LFP	LFP
Standard Charge Voltage	56V	56V	56V	56V
Max Discharge Current	100A	150A	150A	200A
Discharge Cut-Off Voltage	44.8V	44.8V	44.8V	44.8V
Parallels Function	Support 8 Units In Parallels			
Communication Interface	RS485、RS232、CAN (Optional)			
Cycle Life *	≥ 6000 Cycles (80%DOD)			
Charge temperature range	0~65°C			
Discharge temperature range	-20~65°C			
Certification	MSDS / UN38.3			
Dimensions	480*600*150mm	480*650*180mm	480*650*225mm	490*840*242mm
Weight	48Kg	65Kg	85Kg	130Kg
Installation method	Wall Mounted/Floor Standing			
Warranty	10 Years(under warranty terms)			

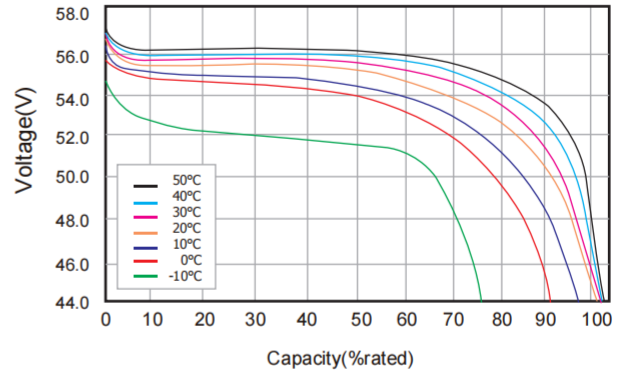
*Test Condition: 80% DOD, 0.2C charge & discharge @25°C

Different current/Temperature Discharge curves

Different Rate Discharge Curve @25°C

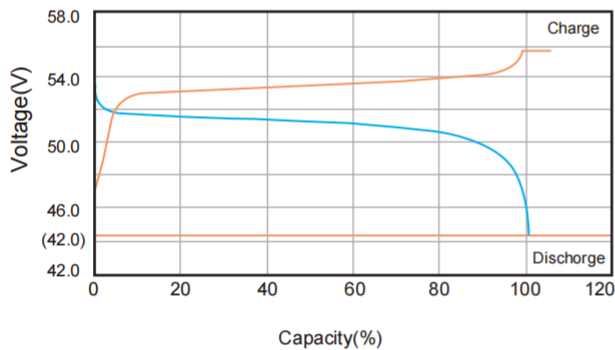


Different Temperature Discharge Curve @0.5C

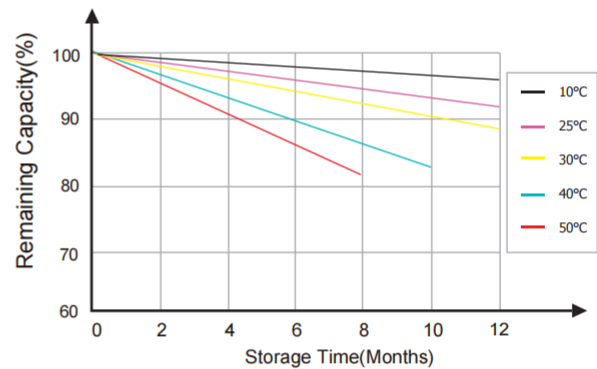


Charging and Discharge curve

Charge and Discharge at 25°C,0.5C

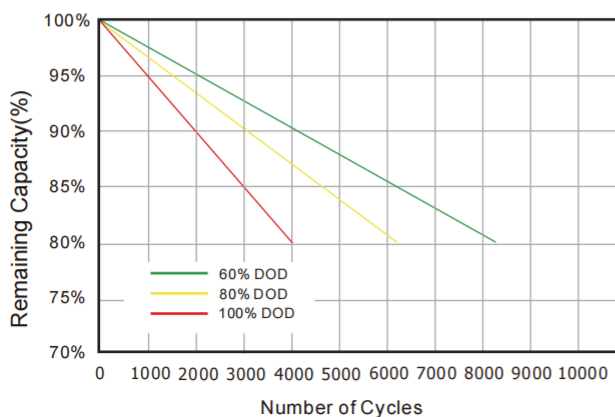


Different Temperature Self Discharge Curve



Cycle Life Curve

Different Discharge Depth Life Curves & 25°C,0.5C



Different Discharge Depth Life Curves & 40°C,0.5C

